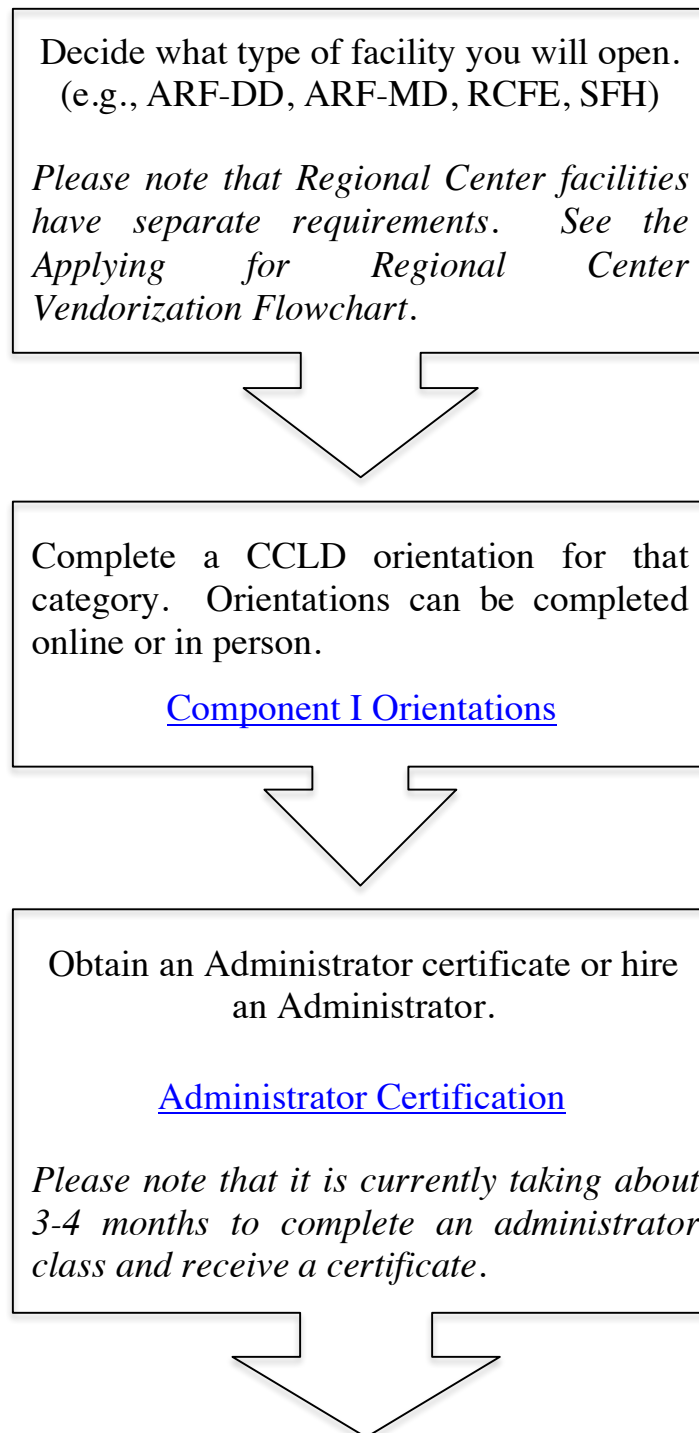




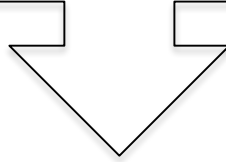
Applying for a License Flowchart

The following is a basic flowchart indicating the steps recommended to obtaining a facility license. We suggest steps that are more time consuming be completed first. This flowchart can be used as a guideline, but your situation may vary.

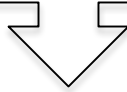


Decide whether you will apply for your license as a sole proprietor, corporation, Limited Liability Company, or Partnership. Set up that entity.

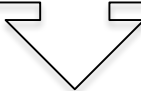
[Sole Proprietor vs Corporation vs LLC's vs Partnerships](#)
[Pros and Cons of Business Structures](#)



[Secure a property](#), which can be purchased, rented, or leased.

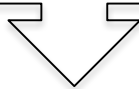


Schedule a Fire Marshall pre-inspection. This is not necessary, but can help you identify things that will need to be completed to pass an “official” Fire Marshall inspection.



Submit an application for a license (i.e., Part A & B).

[License Application Instructions](#)



Complete Components I, II, and III to obtain your license.

Note: See our [*Complete Products & Services Price List*](#) and [*Policies*](#) for full details.

The above information is based on knowledge gained during more than 40 years experience with CCF's, daily interaction with new CCF applicants and existing CCF's, and expertise in California Code of Regulations, Titles 17 and 22.

THIS SUMMARY IS PROVIDED AS A MATTER OF INFORMATION AND EDUCATION ONLY. IT IS NOT INTENDED TO PROVIDE LEGAL ADVICE, LEGAL CONSULTATION, NOR INFORMATION TO ADDRESS SPECIFIC MATTERS YOU MAY CURRENTLY BE ADDRESSING. DO NOT TAKE ACTION IN SPECIFIC CASES WITHOUT FULL KNOWLEDGE OF THE FACTS. PLEASE VISIT THE COMMUNITY CARE LICENSING DIVISION [WEBSITE](#) FOR COMPLETE DETAILS.