



## Ruling Out Overconcentration

California Health and Safety Codes limit the number of certain types of Community Care Facilities (CCF's) in a given area. Per Health and Safety Code [1520.5](#), it is the policy of the state to prevent overconcentrations of residential care facilities that impair the integrity of residential neighborhoods. Therefore, the director shall deny an application for a new residential care facility license if the director determines that the location is in a proximity to an existing residential care facility that would result in "overconcentration." This means that if a new license is issued, there will be residential care facilities which are separated by a distance of 300 feet or less, as measured from any point upon the outside walls of the structures housing those facilities."

In plain English, you should not apply for a license if your proposed facility is less than 300 feet from a facility that is already licensed, or from a proposed facility that has submitted an application before you. Determining this should be one of your first pre-licensing tasks.

**Notes:** Per Health and Safety Code [1520.5\(e\)](#), overconcentration shall not apply if you are purchasing an existing facility, as long as the location doesn't change.

Per Health and Safety Code [1520.5\(b\)](#), based on special local needs and conditions, the director may approve a separation distance of less than 300 feet with the approval of the city or county in which the proposed facility will be located.

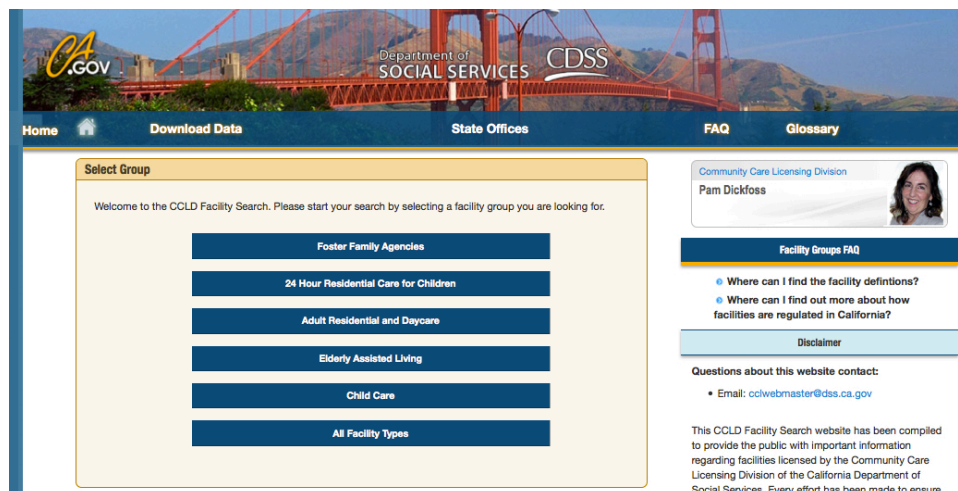
Foster Family Homes (FFH's), Residential Care Facilities for the Elderly (RCFE's), and transitional care facilities are exempt from this law. In most areas the bulk of other licensed facilities will be ARF's, however, RA Mears Consulting recommends you conduct an exhaustive search of the area in question for all other types of licensed facilities, including:

- Residential Small Family Homes
- Residential Crisis Nurseries
- Residential Community Treatment Facility
- Children's Residential Group Home
- Child Care Infant Center
- School Age Child Care Center

- Child Care Center – Mildly Ill
- Child Care Center – Preschool – serves ages 2-5
- Family Child Care Home (Small)
- Family Child Care Home (Large)
- Adult Residential Facility
- Adult Residential ARFPSHN's
- Residential Care Facility for Chronically Ill
- Social Rehabilitation Facility
- Adult Day Care

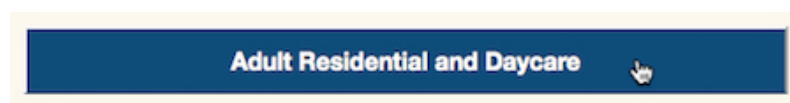
Use the following procedure to determine if your proposed facility is in an overconcentrated area.

1. [Search all licensed facilities in California.](#)
2. This will bring you to the CCLD facility search, or “Select Group” page.



3. Select the facility group to locate. This example will illustrate how to search for Adult Residential Facilities (ARF's).

Click on “Adult Residential and Daycare.”



4. This will bring you to the "Search" menu.

**Search**

Please start your search by selecting one or more of the available criteria below.

Current Group selected: [ Adult Residential and Daycare ]

Facility Type: **Adult Residential Facility**

AND one of the following:

Facility Name:

Street:

City:

Zip code:

County:

Enter the Zip code or City where your proposed facility is located, in this example "92123." Click on "Search."

Zip code:

County:

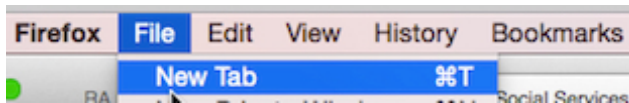
5. This will bring you to a "Results Page" that includes all licensed ARF's in the 92123 zip code.

Results Page: Adult Residential Facility ages 18 through 59 ?				
Search values: 92123				
Filter: ?	<input type="text"/>	Status:	<input type="text" value="All"/>	
Facility Name ?	Address	Zip	Status	
HOPE VILLA	2715 MOBLEY STREET	92123	Licensed	<a href="#">view</a>
LINO & AMIE'S BOARD AND CARE #2	8825 GRAMERCY	92123	Licensed	<a href="#">view</a>
MARCEL VILLA	3032 LARKIN PL	92123	Licensed	<a href="#">view</a>

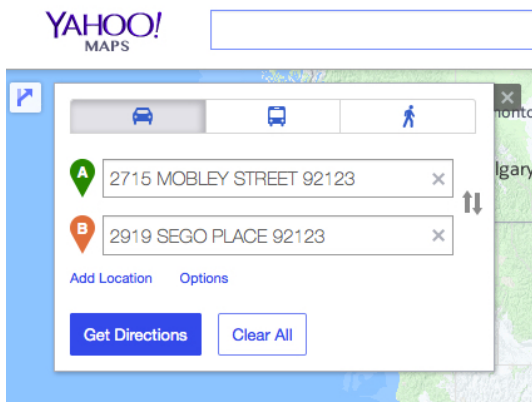
6. Highlight the address of the first facility on the list and copy it.

Results Page: Adult Residential Facility ages 18 through 59 ⓘ			
Search values: 92123			
Filter: ⓘ	Status: All		
Facility Name ⓘ	Address ⓘ	Zip ⓘ	Status ⓘ
HOPE VILLA	2715 MOBLEY STREET	92123	Licensed view
LINO & AMIE'S BOARD AND CARE #2	8825 GRAMERCY		

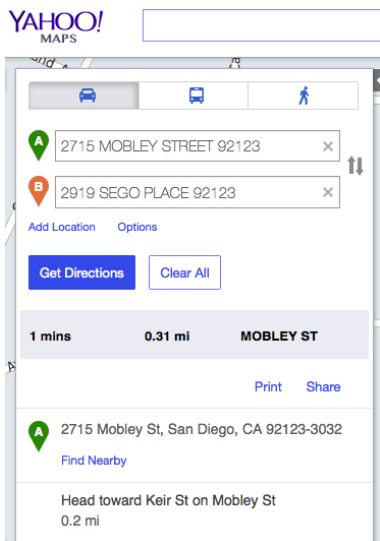
7. In a separate browser page open your favorite map program.



8. Paste the address of the first facility on your list into one of the fields and write the address of your proposed facility in the other.



9. Get the directions.

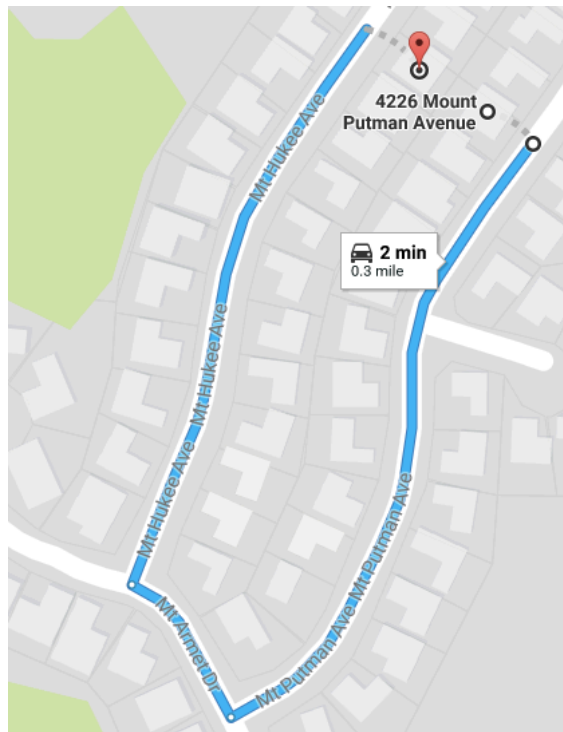


10. Note the distance between the two locations. The distance must be greater than 300 feet, or 0.057 miles.

**Note:** If you find that your proposed facility IS within 300 feet of an already licensed facility, you can measure the distance manually. Remember, per Heath and Safety Code [1520.5](#), the distance is “...as measured from any point upon the outside walls of the structures housing those facilities.”

**ALERT:** One of our clients used the internet to measure the distance between her proposed facility and one nearby. She found the nearest licensed facility was more than 300 feet away, and CCLD got the same results. Later in the process, the city planning office notified our client that there was indeed a licensed facility located just on the other side of her backyard fence. As a result, our client had to withdraw her license application for that location.

What happened? We speculate that the internet directions used the “driving” distance between facilities. For example, 4226 Mt. Putman Avenue abuts the back yard of 4221 Mt. Hukee Avenue. Measured from the outside wall of one house to the outside wall of the other, the houses are only feet apart, but the mapping program used the street route, which measured the houses as 0.3 (1,584 feet) miles apart.



Therefore, RA Mears Consulting recommends you consider a more detailed search if you find a licensed facility that is within 1,500 – 2,000 feet away. Further research could include looking at a map, measuring the distance manually, or going to your city planning department.

Good luck.

The above information is based on knowledge gained during more than 40 years experience with CCF's, daily interaction with new CCF applicants and existing CCF's, and expertise in California Code of Regulations, Titles 17 and 22.

**THIS SUMMARY IS PROVIDED AS A MATTER OF INFORMATION AND EDUCATION ONLY. IT IS NOT INTENDED TO PROVIDE LEGAL ADVICE, LEGAL CONSULTATION, NOR INFORMATION TO ADDRESS SPECIFIC MATTERS YOU MAY CURRENTLY BE ADDRESSING. DO NOT TAKE ACTION IN SPECIFIC CASES WITHOUT FULL KNOWLEDGE OF THE FACTS.**

This CCLD Facility Search website has been compiled to provide the public with important information regarding facilities licensed by the Community Care Licensing Division of the California Department of Social Services. Every effort has been made to ensure that the data provided is accurate and up-to-date. However, in our quickly changing environment, the information may become stale and inaccurate at any point in time. Therefore, this information should serve as an initial point of inquiry regarding the status of licensed facilities. Additional information about a particular facility is available from the appropriate licensing office.

The Department makes no claims, promises, or guarantees about the accuracy, completeness or adequacy of the contents of this site, and expressly disclaims liability for any errors and omissions of its contents. No warranty of any kind, implied, expressed, or statutory, including but not limited to the warranties of non-infringement of third party rights or freedom from computer virus, is given with respect to the contents of this website or its links to other internet resources.

## **LIMITATION OF LIABILITY**

**UNDER NO CIRCUMSTANCES, INCLUDING, BUT NOT LIMITED TO, NEGLIGENCE, WILL CDSS BE LIABLE FOR ANY DIRECT, INDIRECT, INCIDENTAL, SPECIAL OR CONSEQUENTIAL DAMAGES THAT RESULT FROM THE USE OF, OR THE INABILITY TO USE, THIS SITE OR MATERIALS OR FUNCTIONS ON THE SITE, EVEN IF CDSS HAS BEEN ADVISED OF THE POSSIBILITY OF SUCH.**